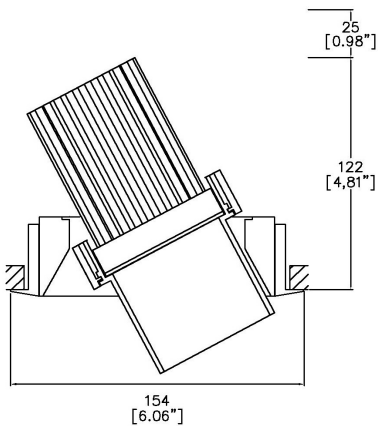


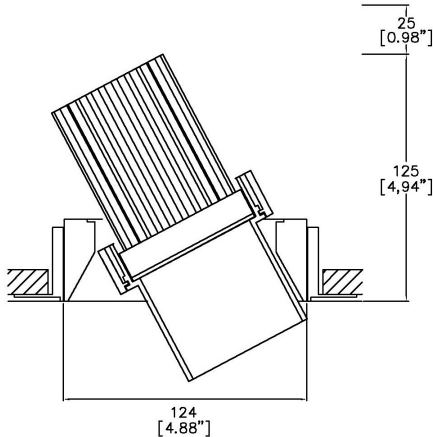
ProSpex Axis Midi2 Long Snoot



154mm (6.06") overall trim diameter. 127mm (5") overall trimless diameter. Supplied with long snoot. Available with standard trim kit or plaster-in kit for flush appearance. Family of matching products also available. Required depth height + 25mm^



300/2-LS-LED-TR
Up to 35° tilt
Cut-out 141mm Ø



300/2-LS-LED-TL
Up to 35° tilt
Cut-out 141mm Ø

LED Source	LED71TW	LED71TW	LED71TW
CCT range	@ 3000K	@ 3000K	@ 3000K
Drive Current (max per channel)	1000mA	1000mA	1000mA
Power inc Driver Max	27.5W	27.5W	27.5W
Beam Angle	19°	23°	44°
Delivered Lumens	1237	1107	1052
Delivered Intensisty cd	7196	5247	2463
Efficacy lm/w	45	40	35
Forward Volt (max per channel)	23.4V	23.4V	23.4V
CRI	≥95 CRI	≥95 CRI	≥95 CRI

Project Ref: _____ Location Ref: _____

Fixture Order Code: - - -

Fixture	
300/2-LS-LED	Axis Midi2 Long Snoot with LED71
Installation	
TR	Trim
TL	Trimless
Finish	
WH	White
BK	Black
RAL	Custom RAL Colour*
Emergency	
E	Maintained 3hr Emergency
ED	Maintained 3hr DALI Self Test
ES	Maintained 3hr Self Test



LED Order Code: - - -

LED	
LED71TW	LED70 ONE Tuneable White
CCT	
5020	5000K - 2000K
Beam	
19	19°
23	23°
44	44°
Protocol	
D6	DALI Type 6**
D8	DALI Type 8**
B	Bluetooth***



Honeycomb Louvre



Diffusing Lens



Frosted Lens



Heavy Spread Lens



Linear Spread Lens



Warm Tone

Accessories Order Code:

Louvre/Lens

- MD45 Honeycomb Louvre
- MDCC Warm Tone Lens
- MDUV UV Lens
- MDDF Diffusing Lens
- MDFR Frosted Lens
- MDLS Linear Spread Lens
- MDHS Heavy Spread Lens

Technical Details

*Custom RAL code must be specified. Custom RAL colours can increase prices and lead times

Dimming. Whilst Lucent can offer the majority of its luminaires with various dimming options, it remains the responsibility of the specifier/installer to check and ensure compatibility of any control equipment used. Additional cabling may be required depending on the dimming protocol specified.

**Bluetooth (wireless) is the communication method. The exact dimming protocol must be confirmed to allow the selection of suitable drivers or bluetooth devices.

^ Depth indicated is the minimum recess depth for the luminaire with a remote mounted LED driver. Installing a driver through either the luminaire cut-out or installation kit may require additional recess depth, please refer to the relevant luminaire installation instructions for further details.Data correct at time of publishing

First Fix Requirement. Luminaire comprised of fixture body with ceiling trim and installation kit, which is to be fitted into the ceiling once finished. Ensure correct alignment of the installation kit before final assembly (see luminaire instllation instructions for details)

IP Rating. Tested from underside of the ceiling

It is the policy of Lucent Lighting to continually review and improve its products and therefore reserve the right to change any details of product or withdraw specifications without prior notice.

Luminaires designed to comply with EN60598 and all other standards.

This specification sheet superseded all previous versions.

All intellectual property rights pertaining to the product described above and to this document are owned by or licensed to Lucent Lighting Ltd.

We reserve the right to take whatever action is necessary to protect those intellectual property rights.

Please notify Lucent Lighting Ltd of any inaccuracies immediately. E&OE

Light efficiency:

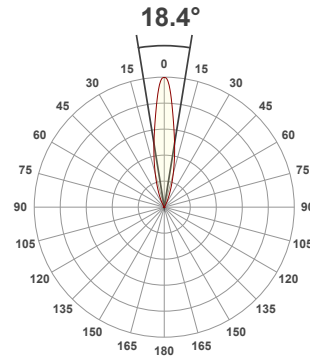
45 Lumen/Watt

Light quality:

CRI: 91.0

Color temperature:

3018 K



Product name:

Axis_Gimbal Long Snoot - LED71TW-5020-19 - 3000K

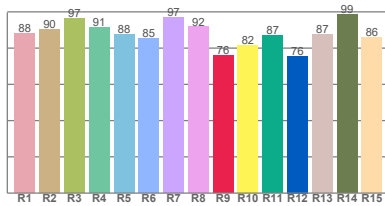
Item number:

Axis_Gimbal Long Snoot - LED71TW-5020-19 - 3000K

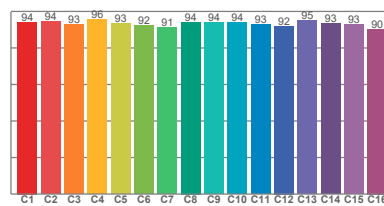
Delivered information for above fixture and LED combination.

Output: 1237 Lumen Peak intensity: 7196 cd Power consumption: 27.5

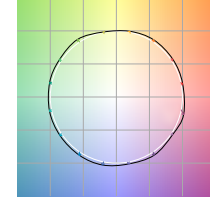
CRI R values



TM30 C Values

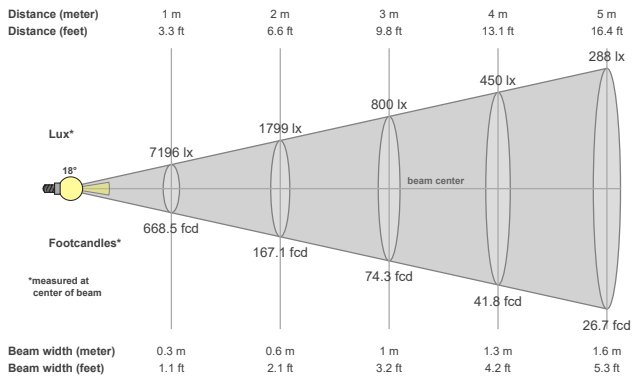


Color vector graphics



Color temperature	Color rendering index	Red component	Color fidelity	Color gamut	Color quality scale	Color coordinate cie 1931	Color coordinate cie 1931	Color coordinate	Color coordinate	Color deviation from black body
CCT	CRI	CRI R9	TM30 Rf	TM30 Rg	CQS	x	y	u	v	Δuv
3018 K	91.0	76.0	93.5	106.5	94.0	0.418	0.367	0.255	0.335	-0.0129

Beam details



Beam angels

Beam angle 50%	Field angle 10%	Cutoff angle 2,5%
18.4°	44.4°	56.9°

Beam intensities

Peak intensity	Int. ratio in 120° cone	Int. ratio in 90° cone
7196 cd	99.0%	98.4%

Beam intensities from 1-20m

1m	2m	3m	4m	5m	6m	7m	8m	9m	10m	11m	12m	13m	14m	15m	16m	17m	18m	19m	20m
3.3ft	6.6ft	9.8ft	13.1ft	16.4ft	19.7ft	23ft	26.2ft	29.5ft	32.8ft	36.1ft	39.4ft	42.7ft	45.9ft	49.2ft	52.5ft	55.8ft	59.1ft	62.3ft	65.6ft
7196lx	1799lx	800lx	450lx	288lx	200lx	147lx	112lx	89lx	72lx	59lx	50lx	43lx	37lx	32lx	28lx	25lx	22lx	20lx	18lx
668.5fcd	167.1fcd	74.3fcd	41.8fcd	26.7fcd	18.6fcd	13.6fcd	10.4fcd	8.3fcd	6.7fcd	5.5fcd	4.6fcd	4fcd	3.4fcd	3fcd	2.6fcd	2.3fcd	2.1fcd	1.9fcd	1.7fcd

All the above information for fixtures with LED71TW-5020 modules are tested at 3000K

Factors to adjust lumen output for the following CCTs at 100% output for the colour are as follows:

2000K = 0.75

2700K = 0.93

3500K = 1.07

4000K = 1.11

5000K = 1.17

Light efficiency:

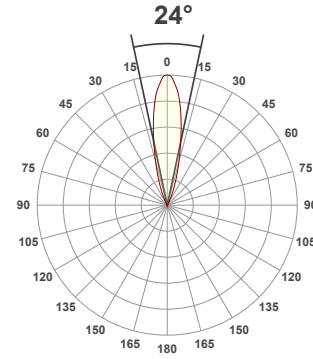
40 Lumen/Watt

Light quality:

CRI: 91.3

Color temperature:

3021 K



Product name:

Axis_Gimbal Long Snoot - LED71TW-5020-24 - 3000K

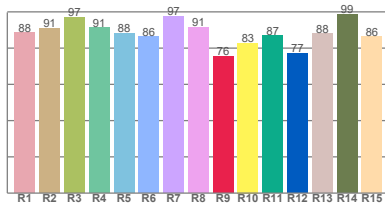
Item number:

Axis_Gimbal Long Snoot - LED71TW-5020-24 - 3000K

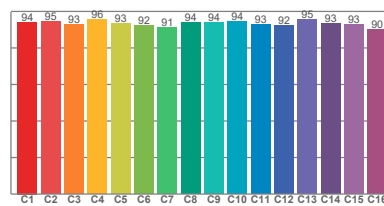
Delivered information for above fixture and LED combination.

Output: 1107 Lumen Peak intensity: 5247 cd Power consumption: 27.5

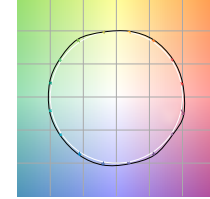
CRI R values



TM30 C Values

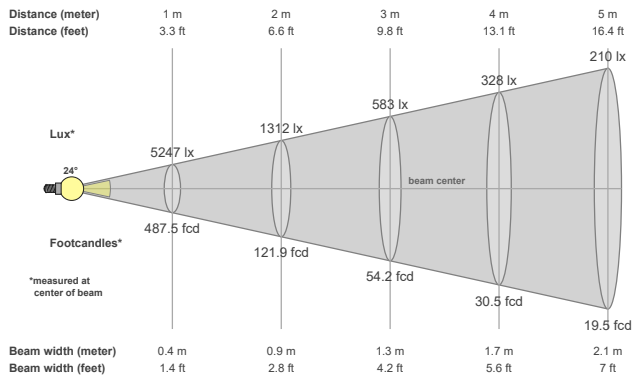


Color vector graphics



Color temperature	Color rendering index	Red component	Color fidelity	Color gamut	Color quality scale	Color coordinate cie 1931	Color coordinate cie 1931	Color coordinate	Color coordinate	Color deviation from black body
CCT	CRI	CRI R9	TM30 Rf	TM30 Rg	CQS	x	y	u	v	Δuv
3021 K	91.3	75.6	93.6	106.5	94.2	0.419	0.369	0.254	0.336	-0.0121

Beam details



Beam angels

Beam angle 50%	Field angle 10%	Cutoff angle 2,5%
24°	45.8°	57.8°

Beam intensities

Peak intensity	Int. ratio in 120° cone	Int. ratio in 90° cone
5247 cd	99.7%	99.3%

Beam intensities from 1-20m

1m	2m	3m	4m	5m	6m	7m	8m	9m	10m	11m	12m	13m	14m	15m	16m	17m	18m	19m	20m
3.3ft	6.6ft	9.8ft	13.1ft	16.4ft	19.7ft	23ft	26.2ft	29.5ft	32.8ft	36.1ft	39.4ft	42.7ft	45.9ft	49.2ft	52.5ft	55.8ft	59.1ft	62.3ft	65.6ft
5247lx	1312lx	583lx	328lx	210lx	146lx	107lx	82lx	65lx	52lx	43lx	36lx	31lx	27lx	23lx	20lx	18lx	16lx	15lx	13lx
487.5fcd	121.9fcd	54.2fcd	30.5fcd	19.5fcd	13.5fcd	9.9fcd	7.6fcd	6fcd	4.9fcd	4fcd	3.4fcd	2.9fcd	2.5fcd	2.2fcd	1.9fcd	1.7fcd	1.5fcd	1.4fcd	1.2fcd

All the above information for fixtures with LED71TW-5020 modules are tested at 3000K

Factors to adjust lumen output for the following CCTs at 100% output for the colour are as follows:

2000K = 0.75

2700K = 0.93

3500K = 1.07

4000K = 1.11

5000K = 1.17

Light efficiency:

35 Lumen/Watt

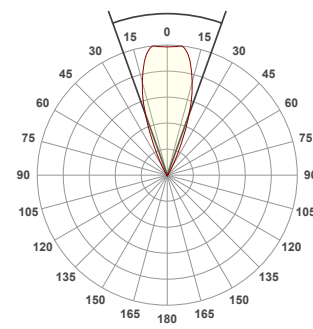
Light quality:

CRI: 91.5

Color temperature:

3045 K

39.4°



Product name:

Axis_Gimbal Long Snoot - LED71W-5020-44 - 3000K

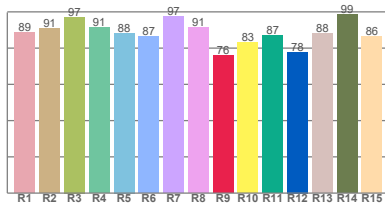
Item number:

Axis_Gimbal Long Snoot - LED71W-5020-44 - 3000K

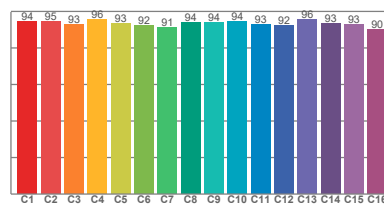
Delivered information for above fixture and LED combination.

Output: 1052 Lumen Peak intensity: 2463 cd Power consumption: 29.8

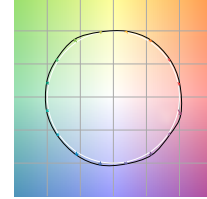
CRI R values



TM30 C Values

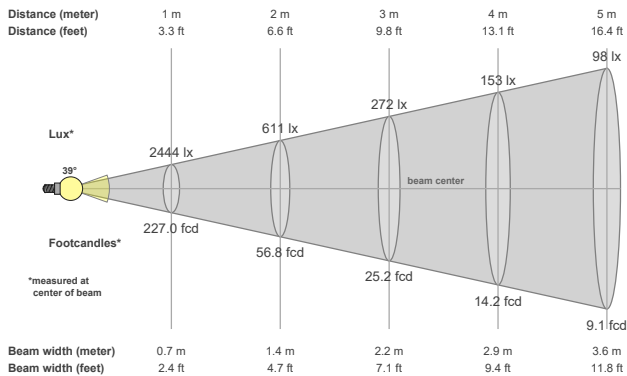


Color vector graphics



Color temperature	Color rendering index	Red component	Color fidelity	Color gamut	Color quality scale	Color coordinate cie 1931	Color coordinate cie 1931	Color coordinate	Color coordinate	Color deviation from black body
CCT	CRI	CRI R9	TM30 Rf	TM30 Rg	CQS	x	y	u	v	Δuv
3045 K	91.5	76.0	93.6	106.5	94.1	0.418	0.369	0.254	0.336	-0.0122

Beam details



Beam angels

Beam angle 50%	Field angle 10%	Cutoff angle 2,5%
39.4°	57.9°	70.7°

Beam intensities

Peak intensity	Int. ratio in 120° cone	Int. ratio in 90° cone
2463 cd	99.4%	98.9%

Beam intensities from 1-20m

1m	2m	3m	4m	5m	6m	7m	8m	9m	10m	11m	12m	13m	14m	15m	16m	17m	18m	19m	20m
3.3ft	6.6ft	9.8ft	13.1ft	16.4ft	19.7ft	23ft	26.2ft	29.5ft	32.8ft	36.1ft	39.4ft	42.7ft	45.9ft	49.2ft	52.5ft	55.8ft	59.1ft	62.3ft	65.6ft
2444lx	611lx	272lx	153lx	98lx	68lx	50lx	38lx	30lx	24lx	20lx	17lx	14lx	12lx	11lx	10lx	8lx	8lx	7lx	6lx
227fcd	56.8fcd	25.2fcd	14.2fcd	9.1fcd	6.3fcd	4.6fcd	3.5fcd	2.8fcd	2.3fcd	1.9fcd	1.6fcd	1.3fcd	1.2fcd	1fcd	0.9fcd	0.8fcd	0.7fcd	0.6fcd	0.6fcd

All the above information for fixtures with LED71TW-5020 modules are tested at 3000K

Factors to adjust lumen output for the following CCTs at 100% output for the colour are as follows:

2000K = 0.75

2700K = 0.93

3500K = 1.07

4000K = 1.11

5000K = 1.17